





ABC PROIZVOD

ABC PROIZVOD Company was founded in 1990. The founder of the company is Mr. Zoran Žunić, Graduate of Economics, who is still the only owner of the company today. The company has grown into a serious industrial company with gradual advancement and continuous investment from a small trading company. Now his son Filip is also involved in the work of the company. The company is headquartered in Užice, western Serbia, 200 km from Belgrade.

Today, production takes place in modern industrial halls with an area of about 8000m². The most up-to-date equipment of renowned world manufacturers (laser metal cutting, robotic bending, robotic welding, automated powder coating) is represented in the production process and raw materials from top quality manufacturers with efficient organization, certified by appropriate certificates. In 2007, the company introduced the quality management system **SRPS ISO 9001/2015**, which is maintained and improved.

Our company is fully committed to the wishes of its customers and the quality of the products for which it gives a five-year warranty. The products are in addition to the countries of the former Yugoslavia, from Slovenia to Macedonia, found their markets in **Romania, Germany, Czech Republic, Sweden, Latvia, Netherlands, Ireland, Spain, USA, England and Japan**. Compared to the global giants, the company is small, but with its 80 skilled and motivated workers and cutting edge technology, it is very efficient and flexible, able to satisfy the needs of the most demanding customers. The development of each new product is achieved with great responsibility, love towards its business and involvement of top experts from the company, as well as other associates who with their knowledge make a big contribution in certain areas.



VULKAN

CENTRAL HEATING - SOLID FUEL FURNACE

5 YEAR WARRANTY

With the warmth it brings to your home, the **VULKAN** fireplace and its modern design, will enrich your space. As part of your setting, it will be the perfect blend of traditional spirit and contemporary, distinctive design.





CONCEPT 2 & CONCEPT 2 MAX

5 YEAR WARRANTY

CENTRAL HEATING - SOLID FUEL

The stove is a hot water boiler for heating of living space which expresses visual impression of fireplace and in addition it is intended for cooking and baking of food. A version with an oven width of 350mm and 420mm is produced. The **CONCEPT 2 MAX** version has a 420mm wide oven and a stainless steel grill that divides the oven space in half in height.



CONCEPT 2 MINI

CENTRAL HEATING - SOLID FUEL

A product that will fit perfectly into your home or cottage with minimal space occupancy and give you more than you expect.



5 YEAR WARRANTY



ABC QUADRO & QUADRO R

5 YEAR WARRANTY*

RADIANT HEATING – SOLID FUEL

The main advantage of **ABC QUADRO** and **ABC QUADRO R** furnaces is the fact that the combustion is aided by the regulation of primary and secondary air. Primary air is brought into the lower zone of the furnace below the grate in the furnace and provides a rapid rise in the temperature of the furnace during the firing phase. Secondary air is brought into the upper zone of the furnace and supplies the firebox with a certain amount of heated air necessary for the complete combustion of the gases released during the burning of the wood.



QUADRO R

Secondary air has another role to play, which is to prevent soot buildup on the firebox door glass. This means that full combustion is ensured at all times (there are two levers in the lower part of the furnace that are used for said regulation).

Available in three different colors:

Black
 Stainless steel
 Gold



QUADRO

***2 YEAR WARRANTY FOR CHAMOTTE COMPONENTS**



CONCEPT 2 AIR

5 YEAR WARRANTY*

RADIANT HEATING – SOLID FUEL

The **CONCEPT 2 AIR** and **CONCEPT 2 MINI AIR** stoves are designed for space heating, cooking and baking. They use solid fuel: dry wood, coal or briquettes. They give the impression of a fireplace, thanks to the fireproof glass on the door to the firebox. Secondary draft vents allow air to flow into the glass door area of the firebox, preventing the buildup of soot on the glass. This unique form of regulation of primary and secondary draft is a novelty in the field of standard furnaces for solid fuel for households (explained in more detail in **ABC QUADRO** and **ABC QUADRO R** furnaces).

The construction of the **CONCEPT 2 AIR** and **CONCEPT 2 MINI AIR** stoves allows precise control of the intensity of the temperature, easy combustion and cleaning of ash. State-of-the-art primary and secondary draft control allows the user immediate control of the fire intensity.



***2 YEAR WARRANTY FOR CHAMOTTE COMPONENTS**



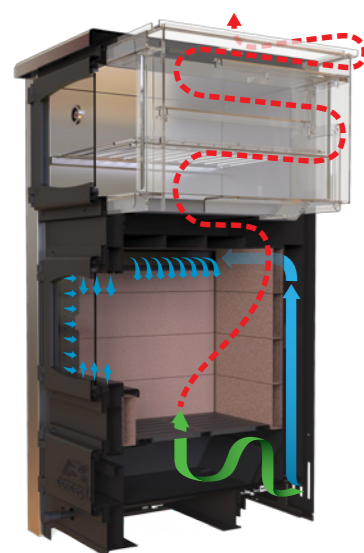
CONCEPT 2 MINI AIR

5 YEAR WARRANTY*

RADIANT HEATING – SOLID FUEL

Stoves **CONCEPT 2 AIR** and **CONCEPT 2 MINI AIR** are made of certified boiler tin, with guaranteed hemical composition and mechanical properties at elevated temperatures (like our other products). They are welded with the latest methods of robotic welding.

With **CONCEPT 2 AIR** and **CONCEPT 2 MINI AIR** stoves comes reliable functioning, high energy efficiency, environmental protection (environmentally sound), long service life, following the recommendations for proper installation and operation, as evidenced by a 5-year warranty (2 years for chamotte components).



The air flow and smoke flow diagram is shown on the left:

- Primary air
- Secondary air
- Hot air/smoke flow



***2 YEAR WARRANTY FOR CHAMOTTE COMPONENTS**

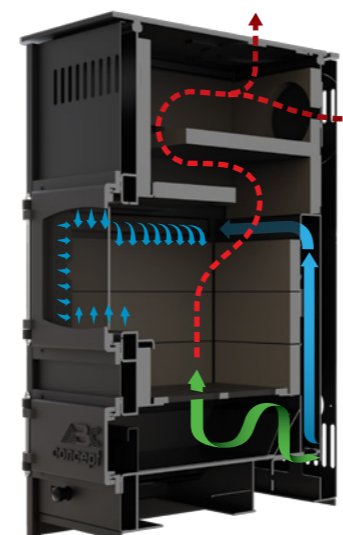


CONCEPT MINI AIR

5 YEAR WARRANTY*

RADIANT HEATING – SOLID FUEL

Concept Mini Air is another variant from the **AIR** product group, that is, products intended for radiant heating. All combustion and efficiency characteristics are the same. The only difference is that this product does not have an oven like the related product **Concept 2 Mini Air**. In the name of this product, the number 2 has been omitted, as a clear association that the product does not have an oven.



The air flow and smoke flow diagram is shown on the left:

- Primary air
- Secondary air
- Hot air/smoke flow



***2 YEAR WARRANTY FOR CHAMOTTE COMPONENTS**

CERAMIC PLATE

All models of central and air heating stoves can be ordered with black ceramic plates.

Advantages:

- visual effect, modern design
- easier maintenance
- more even heat transfer to cooking surface
- the ceramic plate is protected from mechanical damage from the combustion chamber as there are metal plates underneath



4HEAT - WIFI CONTROL APP

CONTROLS YOUR HEATING ANY TIME ANYWHERE



Overview and temperature settings



Constant status check and automatic display of possible error



Time setting option according to your needs



Combustion force check



A few simple steps for complete heating management:

1

Download app

2

Link to the WiFi module

3

Connect your phone to the device

4

Manage your heating system



VESTA

5 YEAR WARRANTY*

CENTRAL HEATING FURNACE - PELLET

VESTA represents a high price-quality ratio product with a proven reliability. It has a system of automatic periodic cleaning of the cast burner. The furnace is equipped with an expansion vessel, a circulation pump and a safety valve. All electrical components are customized with technical characteristics of hardware and they are procured from verified and quality certified suppliers.



*2 YEAR WARRANTY FOR ELECTRICAL COMPONENTS

ABC COMBO

PELLET BOILER

When the goal is uncompromising reliability, the result is a boiler that delivers true comfort. Treat yourself to the high-efficiency, proven-quality **ABC COMBO** pellet boiler.

5 YEAR WARRANTY*



*2 YEAR WARRANTY FOR ELECTRICAL AND CHAMOTTE COMPONENTS

ELEGANT

CENTRAL HEATING - PELLETS

- Space-saving solution, compact design.
- High energy efficiency with fuel efficiency of over 93%
- The boiler is equipped with an expansion vessel, a pump, an air crucible and a safety valve.
- Possibility of installing additional pellet storage (optional).
- Ability to connect to a Wi-Fi module and control via a mobile phone..

5 YEAR WARRANTY*



*2 YEAR WARRANTY FOR ELECTRICAL AND CHAMOTTE COMPONENTS


ABC DELTA

CENTRAL HEATING - PYROLYTIC WOOD BOILER

The **ABC DELTA** 10-20 kW and 15-30 kW steel heat boiler is intended for burning exclusively dry (up to 25% moisture) wood. The pyrolysis principle results in complete combustion of the fuel and thus a high efficiency of up to 93%.

The spacious firebox enables firewood up to 500 mm in length. The duration of a single charge is at least 6 hours in maximum operating mode with the possibility of a full day extension if the need for heating is reduced.

The boiler is equipped with a lambda probe that allows constant reading of the percentage of oxygen in the exhaust gasses, motors for automatic control of primary and secondary drafts. It has thermal protection in the form of a copper coil with the obligation to install a thermal valve. It must be installed on the central heating system via one or more hot water batteries (Buffer). Recommended for every 1kW of boiler output are 50 lit. water reservoirs minimum (e.g. 1500 liters of water is required for a 30kW boiler).



5 YEAR WARRANTY*

*2 YEAR WARRANTY FOR ELECTRICAL AND CHAMOTTE COMPONENTS

PELLET BURNER ABC DUO

CENTRAL HEATING - PELLET

PELLET BURNER ABC DUO is intended for burning wood pellets. The unit provides the user with comfort because when switching to another type of fuel (wood, coal), it does not need to be removed from the boiler. A simple push of a button changes the mode of operation, to pellets or solid fuel. The burner is made of the highest quality materials and electrical components from renowned German manufacturers. It is characterized by a high degree of efficiency (over 90% when connected to **ECONOMIC** boiler or **SUPERECO** boiler), reliability in operation, ease of handling and installation, as well as a 5 year warranty on all mechanical parts and 2 years on electrical components.



5 YEAR WARRANTY*



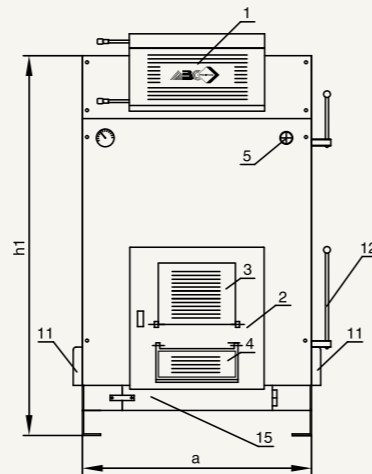
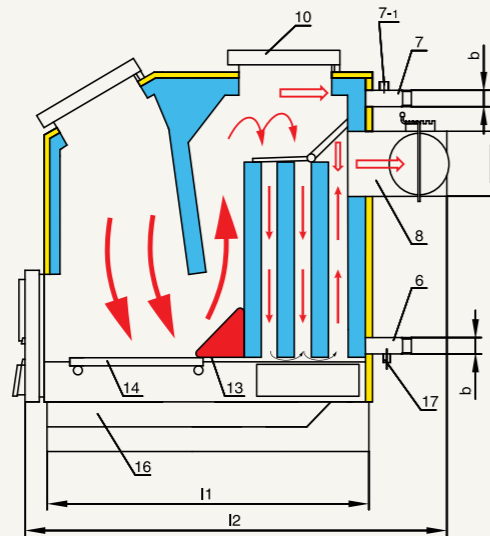
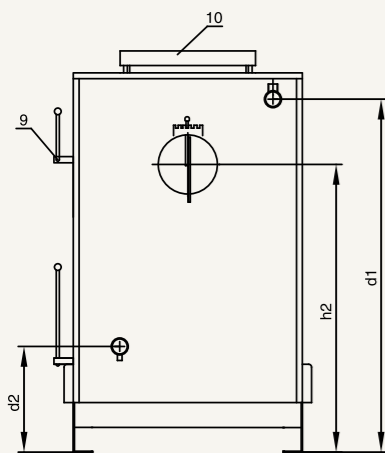
*2 YEAR WARRANTY FOR ELECTRICAL COMPONENTS

SUPERECO

5 YEAR WARRANTY*



PRODUCT	ABC 26	ABC 32	ABC 40
Power (kW)	26	32	40
Qty of water (L)	107	121	136
Mass (kg)	391	409	437
a (mm)	570	605	670
b (col)	R5/4	R5/4	R5/4
c (mm)	ø180	ø180	ø180
d1 (mm)	1155	1155	1155
d2 (mm)	440	440	440
l1 (mm)	1030	1030	1030
l2 (mm)	1265	1265	1265
h1 (mm)	1250	1250	1250
h2 (mm)	930	930	930
Required draft (Pa)	22	26	30



■ Water zones ■ Flue gas flow ■ Insulation layer

1. Top door
2. Bottom door
3. Opening for gas/pellet burner
4. Secondary draft cover
5. Draft regulator plug R 3/4"
6. Return water pipe connection
7. Drain pipe connection
- 7-1. Connector for heat exchanger
8. Smoke pipe
9. Flue gas flow control valve
10. Top cleaning door
11. Side openings for cleaning
12. Ash shaker
13. Chamotte cartridge
14. Moving grille
15. Ashtray door
16. Ashtray
17. R 1/2" Charging and Discharge Connector

The nominal power of the boiler is achieved by combustion of dry coal with lower heat output $H_d \geq 12500$ KJ/kg and cube granulation ≥ 30 mm. The change in fuel causes a change in boiler power as well as a change in the degree of efficiency.

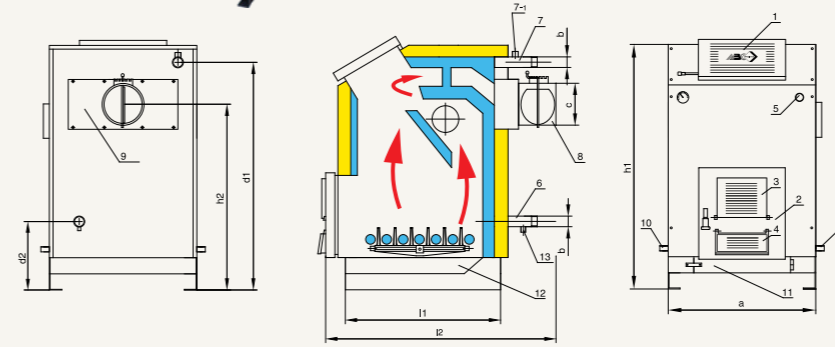
***2 YEAR WARRANTY FOR CHAMOTTE COMPONENTS**

CLASSIC

5 YEAR WARRANTY



PRODUCT	ABC 18	ABC 25	ABC 30	ABC 35	ABC 40	ABC 50	ABC 60	ABC 80	ABC 100
Power (kW)	18	25	30	35	40	50	60	80	100
Qty of water (L)	42	53	66	69	72	87	97	120	137
Mass (kg)	182	214	248	253	256	300	331	379	453
a (mm)	495	600	605	605	605	680	710	750	805
b (col)	1"	R5/4	R5/4	R5/4	R5/4	R5/4	R6/4	R2	R2
c (mm)	ø160	ø160	ø160	ø160	ø160	ø180	ø180	ø180	ø200
d1 (mm)	1000	985	1090	1120	1165	1175	1280	1425	1425
d2 (mm)	315	340	340	340	345	350	370	390	390
l1 (mm)	570	570	655	655	655	690	690	761	845
l2 (mm)	880	880	970	970	970	1010	1015	1040	1150
h1 (mm)	1060	1090	1190	1225	1270	1275	1380	1530	1530
h2 (mm)	850	850	945	1005	1030	1030	1145	1280	1280
Required draft (Pa)	15	15	16	18	20	22	24	27	30



■ Water zones ■ Flue gas flow ■ Insulation layer

1. Top door
2. Bottom door
3. Burner door
4. Secondary draft cover
5. Draft regulator plug R 3/4"
6. Return water pipe connection
7. Drain pipe connection
- 7-1. Connector for heat exchange
8. Smoke pipe
9. Cleaning hole and gas burner hole
10. Rear cleaning port
11. Ash shaker
12. Ash tray door
13. Ash tray
14. Fill and discharge connector R 1/2"

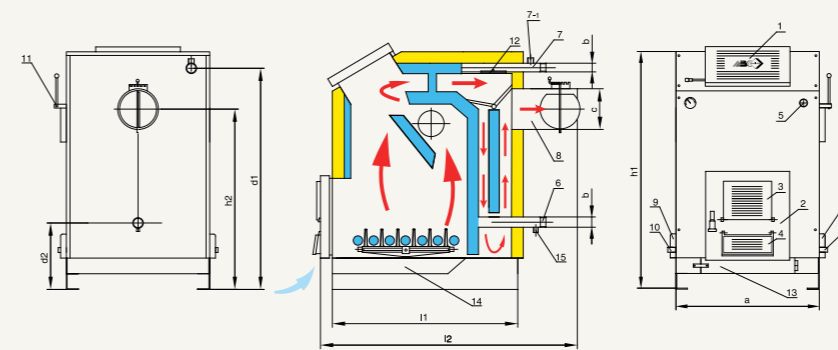
* The nominal power of the boiler is achieved by combustion with dry coal of lower heat output $H_d \geq 12500$ KJ/kg and cube granulation ≥ 30 mm. The change in fuel causes a change in boiler power as well as a change in the degree of efficiency.

ECONOMIC

5 YEAR WARRANTY



PRODUCT	ABC 26	ABC 33	ABC 40	ABC 55	ABC 65	ABC 75	ABC 100	ABC 130
Power (kW)	26	33	40	55	65	75	100	130
Qty of water (L)	59	68	84	93	108	120	145	188
Mass (kg)	241	254	305	325	369	414	489	550
a (mm)	595	595	605	605	680	710	745	800
b (col)	R5/4	R5/4	R5/4	R5/4	R6/4	R6/4	R2	R2
c (mm)	ø160	ø160	ø160	ø180	ø180	ø180	ø200	ø200
d1 (mm)	985	985	1110	1190	1220	1310	1455	1480
d2 (mm)	350	350	365	390	390	390	395	400
l1 (mm)	690	690	780	818	828	881	885	985
l2 (mm)	975	975	1055	1055	1095	1140	1140	1255
h1 (mm)	1060	1060	1190	1275	1280	1380	1525	1545
h2 (mm)	820	820	940	1005	1045	1110	1275	1290
Required draft (Pa)	22	22	24	26	27	29	33	35



■ Water zones ■ Flue gas flow ■ Insulation layer

1. Top door
2. Bottom door
3. Burner door
4. Secondary draft cover
5. Draft regulator plug R 3/4"
6. Return water pipe connector
7. Drain pipe connector
- 7-1. Connector for heat exchange
8. Smoke pipe
9. Cleaning port
10. Ash shaker
11. Valve for control of the flue gas flow
12. Upper cleaning port
13. Ash tray
14. Tray door
15. Fill and discharge connector R 1/2"

* This boiler type does not have a front tunnel

* The nominal power of the boiler is achieved by combustion with dry coal of lower heat output $H_d \geq 12500$ KJ/kg and cube granulation ≥ 30 mm. The change in fuel causes a change in boiler power as well as a change in the degree of efficiency.



TECHNICAL DATA	VULKAN		VESTA		QUADRO	QUADRO R
	Power (kW)	15	24	5 - 15	5 - 21	9
Fuel efficiency rate(%)	78	77,2	91,2	91,2	76,2	76
Width (mm)	501	570	539	539	542	540
Height (mm)	894	1020	1214	1214	1190	1155
Depth (mm)	477	480	699	699	516	517
Weight (kg)	115	150	220	220	160	155
Required draft (Pa)	10	10	10	10	12	12
Flue pipe diameter (mm)	150	150	120	120	150	150
Storage capacity (kg)	-	-	40	40	-	-
Max. operating temperature (°C)	90	90	85	85	-	-
Max. operating pressure (bar)	2	2	2,5	2,5	-	-
Water quantity (l)	23	30	25	25	-	-
Operational autonomy (max-min)	-	-	40 - 13	40 - 10	-	-
Power transferred to water (kW)	13	21	12	18	-	-
Radiation Transmitted Power (kW)	2	3	3	3	-	-
Connection lines (Col)	-	-	1"	1"	-	-
PELLET CHARACTERISTICS						
Heat power (kWh/kg)	-	-	4,5 - 5	4,5 - 5	-	-
Length (mm)	-	-	10 - 30	10 - 30	-	-
Diameter (mm)	-	-	6	6	-	-
Humidity (%)	-	-	6,6	6,6	-	-
Ash (%)	-	-	1	1	-	-
Specific weight (kg/dm ³)	-	-	1,0	1,0	-	-
Pellet consumption (min-max)	-	-	1,2kg/h 3kg/h	1,2kg/h 3kg/h	-	-
POWER USAGE						
Ignition phase (W)	-	-	450	450	-	-
Operational phase (W)	-	-	150	150	-	-
Power supply (vol - Hz)	-	-	230Vol 50Hz	230Vol 50Hz	-	-
PLUGS						
Drain line (Col)	1"	1"	1"	1"	-	-
Return line (Col)	1"	1"	1"	1"	-	-



TECHNICAL DATA	CONCEPT 2 STANDARD		CONCEPT 2 MAX	CONCEPT 2 AIR	CONCEPT 2 MINI	CONCEPT 2 MINI AIR	CONCEPT 2 MINI AIR
	Power (kW)	Coal - 20 Wood - 18	Coal - 29 Wood - 25	Coal - 29 Wood - 25	5 - 12	Coal - 25 Wood - 21	4 - 10
Fuel efficiency rate(%)	80,7	80,7	80,7	85	79,4	85	85
Width (mm)	975	1000	1070	1010	565	565	426
Height (mm)	850	850	850	850	850	975	850
Depth (mm)	515	565	565	535	565	520	513
Weight (kg)	200	220	230	190	140	155	130
Required draft (Pa)	20	20	20	12	12	16	12
Flue pipe diameter (mm)	150	150	150	120	150	120	120
Technology Connectors (Col)	1/2"	1/2"	1/2"	-	1/2"	-	-
Thrust Line (Col)	1"	1"	1"	-	1"	-	-
Return Line (Col)	1"	1"	1"	-	1"	-	-
Power transferred to water (kW)	Coal - 17 Wood - 15	Coal - 25 Wood - 21	Coal - 25 Wood - 21	-	Coal - 23 Wood - 19	-	-
Radiation Transmitted Power (kW)	Coal - 3 Wood - 3	Coal - 4 Wood - 4	Coal - 4 Wood - 4	-	Coal - 2 Wood - 2	-	-
Quantity of water in the device (Lit)	28	32	32	-	32,5	-	-
Max. Operational temp (°C)	90	90	90	-	90	-	-
Max. Operation pressure (bar)	2,5	2,5	2,5	-	2,5	-	-
OVEN MEASUREMENTS							
Width (mm)	350	350	420	420	-	350	-
Height (mm)	230	230	230	230	-	230	-
Depth (mm)	410	410	410	410	-	410	-







TECHNICAL DATA	DELTA		ELEGANT	
Power (kW)	20	30	5 - 15	7 - 27
Fuel efficiency rate(%)	92,3	92,3	92,2%	93,3%
Width (mm)	640	640	576	581
Height (mm)	1475	1475	1308	1318
Depth (mm)	1080	1080	829	845
Weight (kg)	565	576	180	260
Electrical connection (W)	150	150	450	450
In the ignition phase	110W	110W	450	450
In the work phase	110W	110W	150	150
Required chimney flow (Pa)	10	12	10	10
Water qty in boiler (lit)	110	110	38	45
Connection voltage (V)	230	230	230	230
Frequency (Hz)	50	50	50	50
Max. operating temp (°C)	85	85	85	85
Max. operation pressure (bar)	2,5	2,5	2,5	2,5
Smoke pipe diameter (mm)	150	150	120	120
Volume of pellet storage (kg)	-	-	30	35***
Energy efficiency	A+	A+	A++	A++
Boiler class according to EN 303-5:2012	5	5	5	5
Firebox volume (m³)	0,12	0,12	-	-
Fuel measurements (mm)	500x100x100	500x100x100	-	-
PLUGS				
Drain line (Col)	5/4"	5/4"	1"	1"
Return line (Col)	5/4"	5/4"	1"	1"
Filling and discharge (Col)	1/2"	1/2"	1/2"	1/2"

TECHNICAL DATA	COMBO			DUO	
Power (kW)	8 - 25	15 - 40	25 - 60	5 - 35	15 - 50
Fuel efficiency rate(%)	90,4	90,6	90,6	-	-
Weight (kg)	280	360	410	23	29
Width (mm)	827	986	986	305	305
Height (mm)	1371	1539	1524	325	325
Depth (mm)	988	1052	1202	580	620
Required draft (Pa)	12	14	16	-	-
Flue pipe diameter (mm)	100	120	120	-	-
Boiler water content (lit)	80	100	120	-	-
Pellet Consumption (Min - Max)	1,6kg/h - 5kg/h	3kg/h - 8kg/h	5kg/h - 12kg/h	-	-
PLUGS					
Drain line (Col)	1"	5/4"	5/4"	-	-
Return line (Col)	1"	5/4"	5/4"	-	-
Filling and discharge (Col)	1/2	1/2	1/2	-	-
FUEL MEASUREMENTS					
Pellet (mm)	30x6	30x6	30x6	30x6	30x6
Wood (mm)	100x100x350	100x100x400	100x100x500	-	-
PELLET STORAGE					
Capacity (L)	105	140	180	170	170
Width (mm)	-	-	-	525	525
Height (mm)	-	-	-	1395	1395
Length (mm)	-	-	-	650	650

* Boiler width without pellet storage
 ** Height of plug from the floor
 *** Capacity with additional pellet storage is 100 kg







ABC PROIZVOD d.o.o.

2 Miloša Obrenovića Street, 31000 Užice, SERBIA

Tel: +381 (0) 31 514 501, +381 (0) 31 514 502

E-mail: office@abcproizvod.rs

www.abcproizvod.rs